

EURL-AR proficiency test webtool guideline

⇒ Browser requirements

IMPORTANT: The system works with the following browsers

Browser	Oldest supported version*
Google Chrome	44.0
Firefox	39.0


* latest version is recommended

⇒ Access the webtool

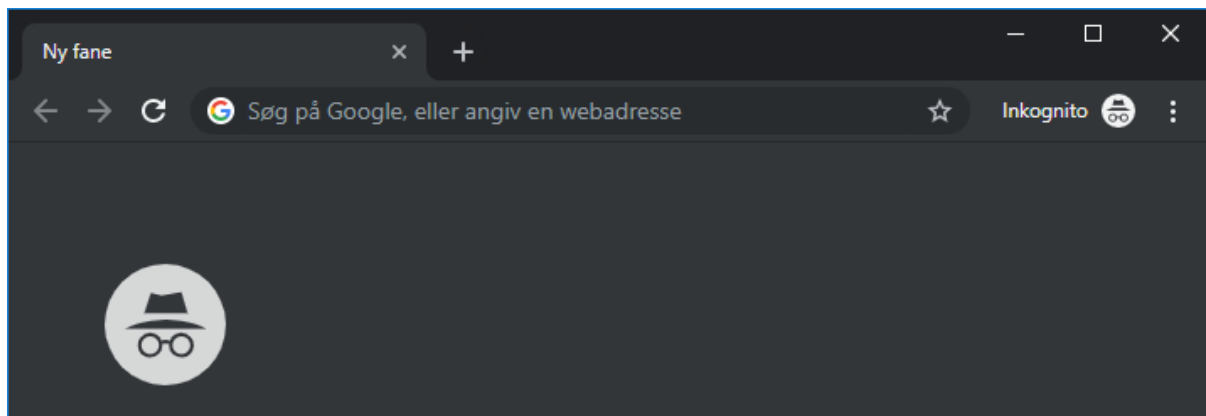
IMPORTANT: To access the webtool, you must use an incognito window.

NOTE: Should you have issues with requesting an incognito window, please contact the EQAS organizer directly.


Open a browser window, click on the three dots (see red circle below) and select: 'New incognito window'.



Continue in the black window that looks like this (for Google chrome):



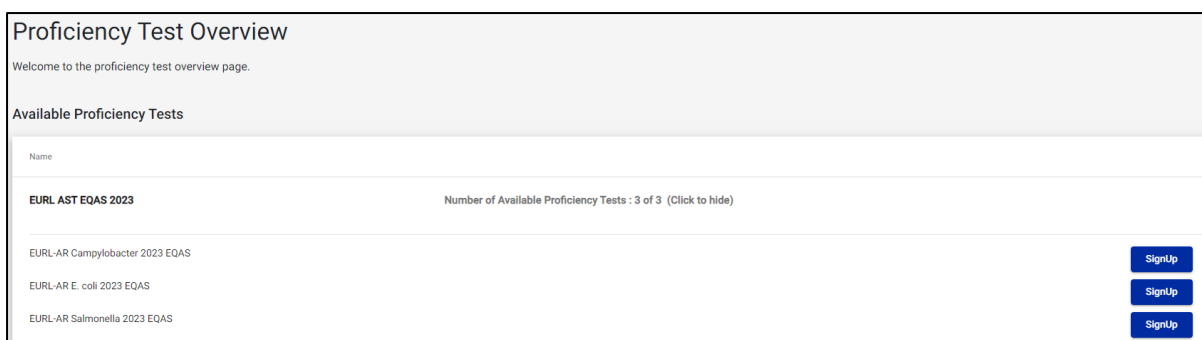
Access the webtool using this address: <https://amr-eqas.dtu.dk>



Select: DTU Employees Students and Guests.

Login to the system by using the username and password sent to you by e-mail for participation in the EURL-AR EQAS.

After signing in you will get to the *Proficiency Test Overview* page.



⇒ Signup or deselect

Under 'Available proficiency tests', sign-up to the relevant proficiency test. Proficiency tests you signed up to are listed under 'My proficiency tests'.

Click on 'Deselect' if you do not wish to submit data for specific proficiency tests (hereafter called EQAS).

⇒ Navigate in the database and enter data

Access the specific webtool by clicking on the name of the EQAS under 'My proficiency tests'.



At any time, click the EURL-AR logo to go to the *Proficiency Test Overview* page

Navigate between test forms using the tabs with the test strain or sample codes.

The screenshot shows the EURL-AR webtool interface. At the top, there is a navigation bar with tabs for different methods: EURL EC-18.1 (selected), EURL EC-18.2, EURL EC-18.3, EURL EC-18.4, EURL EC-18.5, EURL EC-18.6, EURL EC-18.7, EURL EC-18.8, and Reference Strain(s). Below the navigation bar, there are two panels for EQAS EC-18.1. The left panel is titled 'EURL EC-18.1' and contains a table with columns: Name, Operator, MIC-value (mg/L), and Interpretation. The first row shows 'Amikacin' with a dropdown for Operator, an input field for MIC-value, and a dropdown for Interpretation. The right panel is also titled 'EURL EC-18.1' and contains a similar table with 'Cefepime' as the first entry. A 'Save' button is located in the top right corner of the interface.

Each EQAS relates to one microorganism (*E. coli*, *Enterococcus*, *Staphylococcus*, *Salmonella* or *Campylobacter*) or to the selective isolation and antimicrobial susceptibility testing (AST) of *E. coli* isolates from samples of meat and caecal content (Matrix EQAS).

Click on the name of the EQAS you wish to enter data for, and enter information in each sheet:

- Method: indicate the method details by responding to the questions.
- For the eight *Campylobacter* test strains, select '*C. coli*' or '*C. jejuni*'. After selecting the species (*C. coli* or *C. jejuni*), the fields to enter MIC-values and interpretation will be active.
- For the eight *Enterococcus* test strains, select '*E. faecium*' or '*E. faecalis*'. After selecting the species (*E. faecium* or *E. faecalis*), the fields to enter MIC-values and interpretation will be active.
- For the eight test strains or samples: select operator, type the MIC-value and select interpretation (R; S; NA).
 - R: Resistant (considering the breakpoint indicated in the EQAS protocol)
 - S: Susceptible (considering the breakpoint indicated in the EQAS protocol)
 - NA: Not applicable (may be used only when a MIC is obtained but there is no ECOFF for interpretation)
 - Leave the field blank if you have no result for the given antimicrobial/test strain combination (this option should be used if you for example did not test for an antimicrobial).
 - For the combination drugs, cefotaxime-clavulanic acid (F/C) and ceftazidime-clavulanic acid (T/C), type only the concentration of cefotaxime and ceftazidime, respectively.
- For the eight test strains or samples: Add a comment if needed.
- For *E. coli* and *Salmonella* – indicate if panel 2 is required. Note that as default this response is 'No':

Based on the results from panel 1, testing of panel 2 is required

Yes

No

Click on 'Yes' if testing of panel 2 is required based on results from panel 1:

Based on the results from panel 1, testing of panel 2 is required

Yes

No

This allows you to select the relevant ESBL/AmpC/carbapenemase categorization:

Interpretation of PANEL 2 results

Please select the relevant ESBL categorization *

This field is required

- ESBL-phenotype
- AmpC-phenotype
- ESBL+AmpC-phenotype
- Carbapenemase-phenotype
- Other phenotypes
- Susceptible (to panel 2 antimicrobials)

- For reference strain(s): select operator and add MIC value

For some of the organisms, you will find the possibility of submitting MIC-values for more than one reference strain, i.e. ATCC reference strains as well as the EURL-AR QC strain (*Acinetobacter baumannii* 2012-70-100-69 and *C. coli* 215-QC-ETP). Navigate between reference strains using the sub-tabs under the 'Reference Strains' tab to ensure that you submit the values under the relevant tab.

Method	EURL EC-18.1	EURL EC-18.2	EURL EC-18.3	EURL EC-18.4	EURL EC-18.5	EURL EC-18.6	EURL EC-18.7	EURL EC-18.8	Reference Strain(s)
Escherichia coli ATCC25922	A. baumannii 2012-70-100-69								

⇒ Save data

Data is saved automatically when you click on the next tab. Also, there is a *save* button on each page that enables you to actively save your entered data.

⇒ Review and revise data

Until deadline and before you have finally submitted your results, the database allows you to return to any testform and revise values.

On the *Proficiency Test Overview* page as well as in the *Test overview page*, click 'Download report' to see the overview of your results and method input for this EQAS.

⇒ Submit data

For each EQAS, the data are submitted in one go (note, in this context we relate to one organism, i.e. *E. coli*, *Enterococcus*, *Staphylococcus*, *Salmonella* or *Campylobacter* or to the selective isolation and AST of *E. coli* isolates from samples of meat and caecal content (Matrix EQAS)).

When all information and data have been entered and revised for i) the method, ii) all eight test strains/samples, and iii) the reference strain(s) for a given EQAS, please indicate your acceptance that the uploaded data are ready for submission.

IMPORTANT! You will **NOT** be able to edit your data after final submission.

Click on 'Final Submit'

Confirm 'final submit' for EURL-AR E. coli 2023 EQAS

Click on confirm to submit your results (after this, no further edits will be possible)

Click on cancel to be able to check/edit your uploaded results before you finally submit.

I hereby accept that the uploaded results and information are ready for submission and that upon clicking 'Final submit', data for EURL-AR E. coli 2023 EQAS cannot be edited further.

To finally submit, click on 'Confirm'.

At the *Proficiency Test Overview* page the submission status of your Proficiency Test will now be **Yes**

Submitted	Score Released
No	No
No	No
Yes	No

Upon final submission, the primary and secondary contact person of the laboratory will receive an e-mail confirming the submission.

⇒ Support

Support ⌵

Support ⌶

EQAS organiser: Susanne Karlsmose Pedersen
(suska@food.dtu.dk)

[Access the EURL-AR website to download the EQAS protocol](#)

[Access the webtool manual](#)

In the webtool at the top right corner of all pages, unfold the support tab to find the name and email address for the EQAS organizer. Find also link to the EURL-AR website (to access the relevant EQAS protocol) and find access to this webtool manual.

⇒ Evaluation and score

For each antimicrobial/test strain combination, interpretations as R and S are evaluated and scored.

For each antimicrobial/test strain combination, blank fields and interpretations as NA will not be evaluated and will not be scored.

For *Campylobacter* and *Enterococcus*, the species identification is evaluated and scored.

For *E. coli* and *Salmonella*, the ESBL/AmpC/carbapenemase categorization is evaluated and scored.

For each ATCC reference strain, the obtained MIC value is evaluated and scored.

For the EURL-AR QC strain *Acinetobacter baumannii* 2012-70-100-69 and the *C. coli* 215-QC-ETP, the obtained MIC values are not evaluated and scored. To the extent they are available, the report will indicate acceptance ranges for each antimicrobial. These acceptance values are based on the values obtained by the laboratories in the EURL-AR network. For some antimicrobials, the minimum value and maximum value could not be specifically defined due to the fact that all testing has been performed on MIC panels truncated in either the lower or the higher end of the MIC range. This is the reason for which you may observe open-ended minimum and maximum values for some antimicrobials.

When the score is released you will receive an email message from the EQAS organizer. Upon login to the database, you will find the report (*Download report*) updated with expected MIC values and the scores obtained.

--- --- ---